



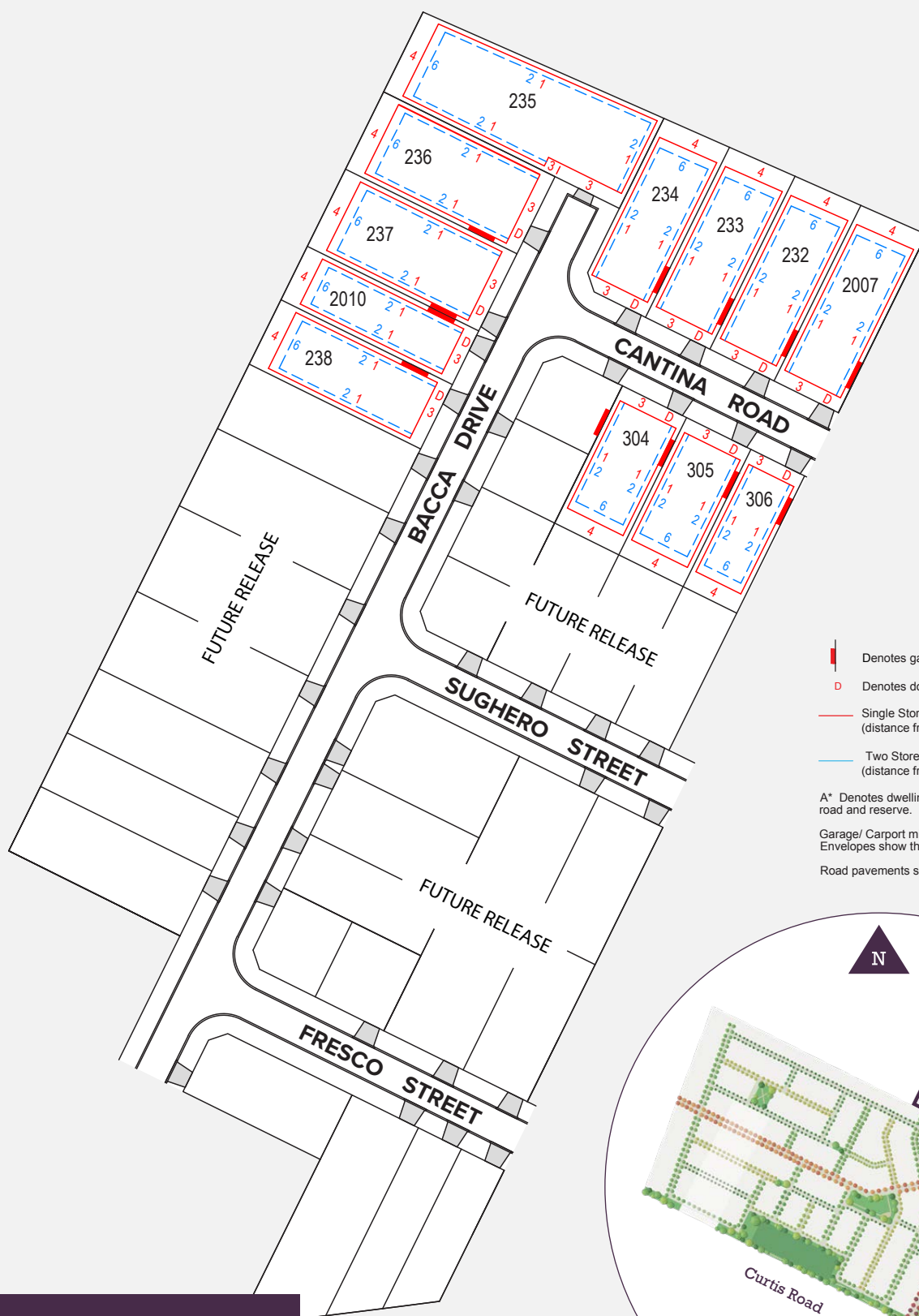
THE
ENTRANCE
 ANGLE VALE





Heritage 1 release

Call 08 8112 3133 anglevale.com.au

Fairland Group PTY LTD - RLA 274625. This is an indicative plan only. It may change and is subject to, and must be read in conjunction with the details and specifications contained in the engineers and other drawings held by council in relation to this development. Fairland will not be liable in any way whatsoever for any inaccuracies contained in this document. 17995.





-  Denotes garage can be built on boundary.
-  Denotes double driveway location.
-  Single Storey Setback (distance from boundary or tie line shown)
-  Two Storey Setback (distance from boundary or tie line shown)

A* Denotes dwelling must address both road frontages or road and reserve.

Garage/ Carport minimum setback 5.5m.
Envelopes show the minimum set back requirements only.

Road pavements shown are indicative only.



THE
ENTRANCE
ANGLE VALE

Heritage 1 release

Call 08 8112 3133 anglevale.com.au

Fairland Group PTY LTD - RLA 274625. This is an indicative plan only. It may change and is subject to, and must be read in conjunction with the details and specifications contained in the engineers and other drawings held by council in relation to this development. Fairland will not be liable in any way whatsoever for any inaccuracies contained in this document. 17995.